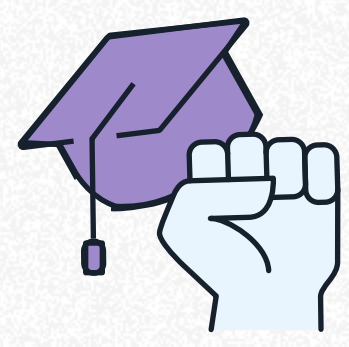


Elevating Students

Parallels Desktop solves common challenges

Unlocking productivity and versatility for students with Parallels Desktop



The student struggle:

Limited access to necessary software and applications

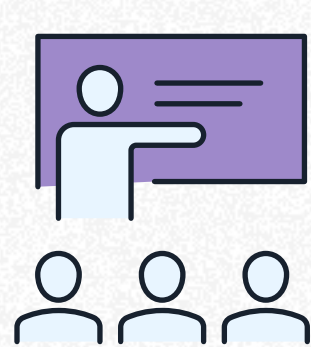
Parallels Desktop enables seamless integration of Windows applications on Mac, ensuring you have access to the entire spectrum of software required for your coursework.



A multitasking marvel:

Juggling multiple operating systems

Parallels Desktop allows you to run Windows, Linux, and other operating systems simultaneously on your Mac, streamlining workflow and eliminating the need for multiple devices.



Classroom compatibility:

Course software incompatibility issues

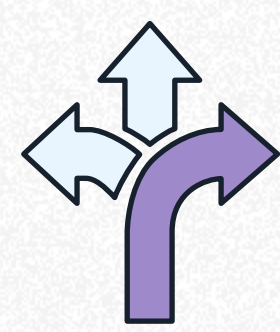
Parallels Desktop ensures compatibility with a wide range of educational software, empowering students like you to use the tools they need without the constraints of your device's native operating system.



Cross-platform collaboration:

Working together across operating systems


Parallels Desktop facilitates seamless collaboration between you and your peers who might be using different operating systems, fostering teamwork and ensuring a smooth exchange of ideas and projects.



Flexibility in learning:

Limited device availability

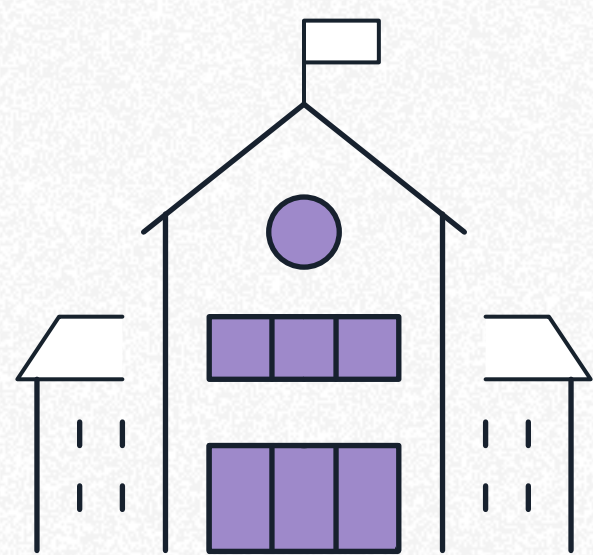
With Parallels Desktop, you can access your coursework and software from any Mac device, providing the flexibility to work and learn wherever you are.



Performance enhancement:

Slow software performance

Parallels Desktop optimizes performance, ensuring that resource-intensive applications run smoothly, enhancing the overall efficiency and speed of academic tasks.



Elevate your education journey with Parallels Desktop

[Learn more](#)

[Try now](#)